

MAKES
WALLS FEEL
Glamorous



FEATHER
COLLECTION

PRODUCT SIZE
75X300MM

FEATHER[™]

COLLECTION

Witness the fabulous range of surfaces with natural feather patterns. It come in 10 sensational shades that suits every space and every taste.



Features & Advantages

					
Chemical Resistance	Heat & Fire Resistance	Abrasion Resistance	High Tensile Strength	Less Water Absorption	Environment Friendly



{ AQUA MIST }



{ CREAM ALLOY }



{ EMERALD SHINE }



{ FERN GLOW }



{ HONEY SHINE }



{ INDIGO BLUE }



{ RUBY RUSH }



{ SILK SNOW }



{ SOFT AQUA }




{ TEAL NEO }

FEATHER

COLLECTION






{ **AQUA MIST** } 75X300MM | GLOSSY

FEATHER

COLLECTION






{ **CREAM ALLOY** } 75X300MM | GLOSSY

FEATHER

COLLECTION






{ **EMERALD SHINE** } 75X300MM | GLOSSY

FEATHER
COLLECTION







{ **FERN GLOW** } 75X300MM | GLOSSY

FEATHER[®]

COLLECTION






{ **HONEY SHINE** } 75X300MM | GLOSSY

FEATHER

COLLECTION



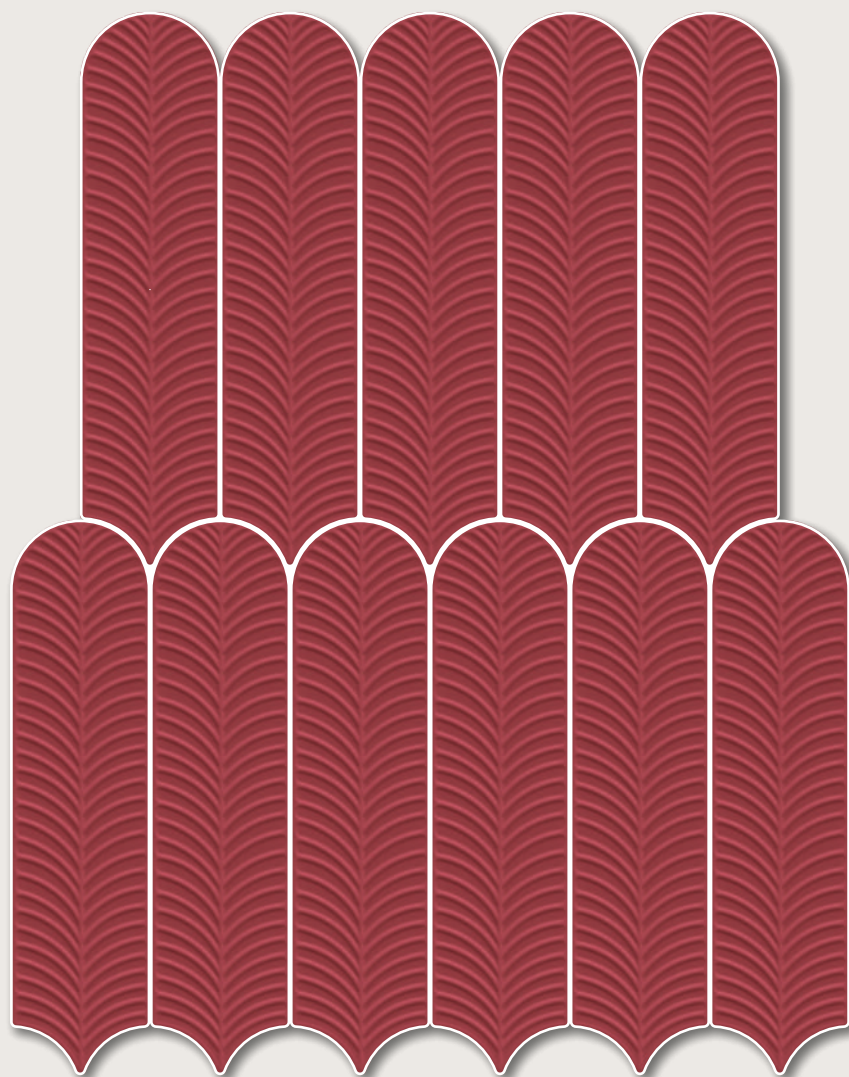


{ **INDIGO BLUE** } 75X300MM | GLOSSY

FEATHER

COLLECTION






{ RUBY RUSH } 75X300MM | GLOSSY

FEATHER

COLLECTION






{ **SILK SNOW** } 75X300MM | GLOSSY

FEATHER

COLLECTION






{ **SOFT AQUA** } 75X300MM | GLOSSY

FEATHER

COLLECTION





{ **TEAL NEO** } 75X300MM | GLOSSY

TECHNICAL SPECIFICATION

CHARACTERISITICS	EURO STANDARD	OUR VALUE
DIMENSION & SURFACE QUALITY		
Dimension & Surface Quality	± 0.5%	± 0.2%
Deviation in thickness	± 0.6%	± 0.2%
Straightness of sides	± 0.3%	± 0.2%
Rectangularity	± 0.5%	± 0.3%
Surface Flatness	± 0.5%	± 0.3%
Surface Quality	± Min 95%	± Min 96%
PHYSICAL PROPERTIES		
Water Absorption	> 10 %	≥ 10 %
Bend Strength	> 150Kg./Cm	> 200-250Kg./cm
Scratch Hardness (Moh's)	Min 3	Min 3
Crazing	1 Cycle	No Craxing at 2 Cycle
CHEMICAL PROPERTIES		
Staining Resistance	Min Class 2	Resistance to All Acids And Alkalies
Household Chemical	Min Class B	Household Chemicals Except Hydro Fluric Acid
THERMAL PROPERTIES		
Thermal Shoke	Resistant to 10 Cycle	Conforms
Thermal Expansion	Max-9E-06	Conforms

PACKING DETAILS

Dimension	Tiles per Box (Pcs.)	Area Coverage per Box (Sq.Ft.) Approx	Area Coverage per Box (sq.Mt.) Approx	Weight per Box (Kg.) Approx	Thickness(mm) Approx
75x300mm	20	4.31	0.40	6.15	10.00

- Note:
- 01)

Size/shade variation is inherent in ceramic tiles, in case of any complain its should be brought to our dealer's notice before laying the tiles
- 02)

Color Shown are indicative only. Check actual tiles for exact color.
- 03)

The information contained in this catalogue are accurate as possible, but cannot be contained as legally binding.
- 04)

Customers are advised to inspect a sample of the tiles before ordering.
- 05)

The company reserved the right to change the specification without prior notice.

Product Applications:

							
Hospital	Mall	Religious Place	Theater	House	Discotheques	Airport	Café / Bar

