



SHREEHARI
EXPORT HOUSE



CREATING BEAUTY

SPARROW HAVE LAMINATES COLLECTION THAT SURELY IS GOING
TO BEAUTIFY THE INTERIORS OF THE HOME AND ENSURES TO MEET
THE AESTHETICS STANDARDS OF OUR CLIENTS.



SHREEHARI
EXPORT HOUSE

LATEST COLLECTION

NATURAL FINISH



EXPERIENCE THE GLOSSY BRILLIANCE
AND DURABILITY OF
ACRYLIC LAMINATES, PERFECT FOR ADDING
MODERN TOUCH TO ANY SPACE.


- EDGE BENDING
- 1.5 MM THICKNESS
- 100% ORIGINAL PURE ACRYLIC
- ANTI YELLOW PROTECT FROM SUNLIGHT
- WATER RESISTANCE
- ANTI FINGER



SHREEHARI
EXPORT HOUSE

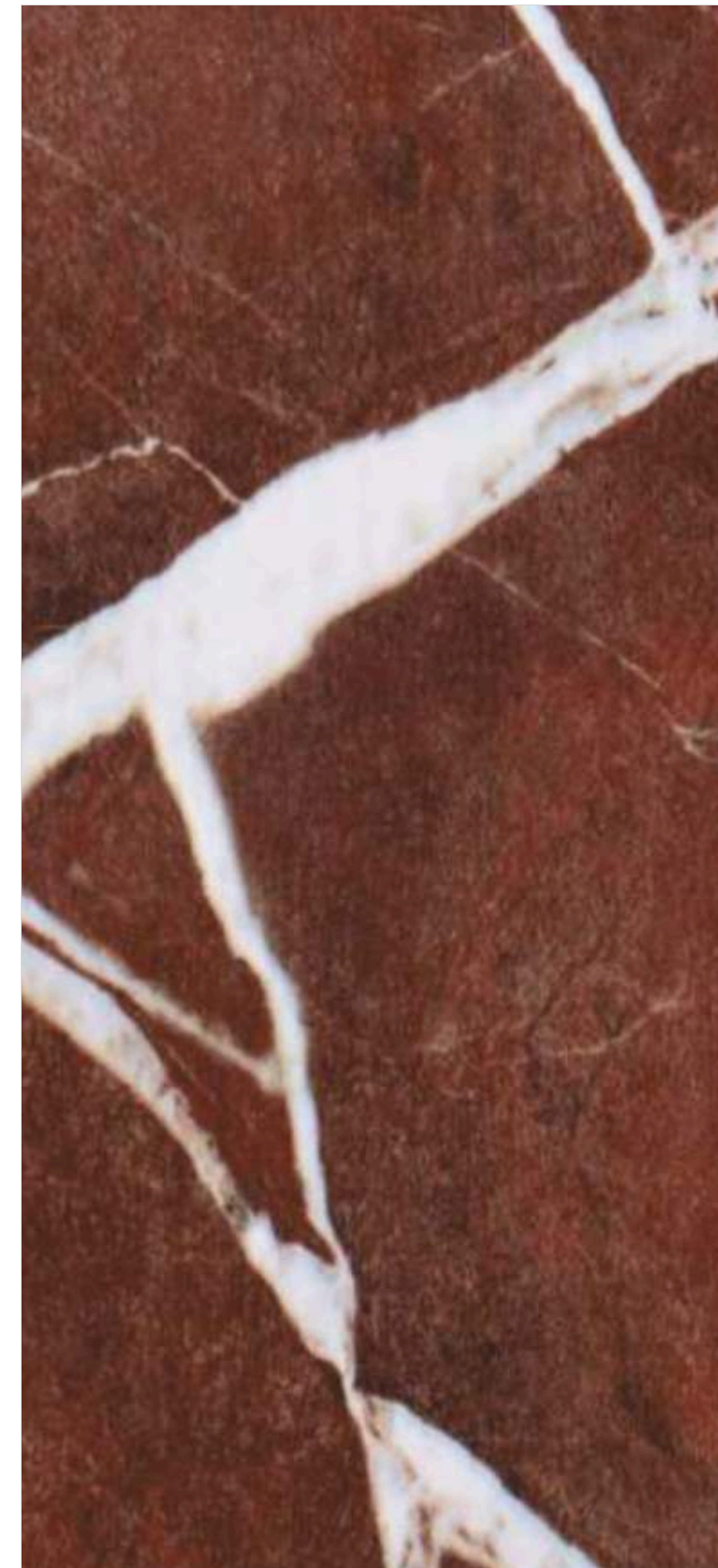
LUXURIOUS VIBES

MARBLE




INVIGORATING FORMS

THESE SURFACE CREATE A TIMELESS APPEAL, SEAMLESSLY BLENDING WITH BOTH MODERN AND CLASSIC DESIGNS.



SL-6006 | BROWN MARBLE



SL-6007 | WHITE MIST MARBLE



SL-6010 | AQUA GREEN MARBLE



SL-6009 | SEA BLUE MARBLE




SL-6008 | MARVELLOUS BLUE MARBLE



SL-6005 | WAVELINE MARBLE

NATURE CLASSY DESIGN

ELEVATE YOUR SPACE WITH
A DESIGN THAT SPEAKS
VOLUMES ABOUT
YOUR TASTE





SL-6001 | PEARL MARBLE




GRACEFUL
EXTRA
VAGANCE


ENTER THE WORLD OF RESPLENDENCE
WITH AN AIR OF EXUBERANCE
AND EXCELLENCE AS NEVER
EXPERIENCED BEFORE.



SL-6003 | CREMA MARBLE




SL-6004 | TELEPHONE BLACK MARBLE



CAPTURE TIMELESS FLAIR

BREAK FREE FROM DESIGN
CONVENTION WITH A DESIGN
THAT DEFIES DEFINITION



SL-3033 | SUPREME WOOD

SL-3011 | TIMBER WOOD

SL-3016 | JUNGLE WOOD





VIVACIOUS VIGOR OF ELAN

ACHIEVE A FLAWLESSLY STYLED SPACE WITH A SURFACE THAT COMPLEMENTS EFFORTLESSLY



SL-3004 | STUDIO WOOD



SL-3019 | EXOTIC WOOD



SL-3002 | COLORISTA WOOD

LATEST COLLECTION 13-14



SL-3017 | CANADIAN WOOD



SL-3010 | NEW WOOD



SL-3018 | VISTA WOOD

LUXURY THAT'S DIVINE

ACHIEVE A SEAMLESS BLEND OF STYLE
AND FUNCTION FOR A TRULY DYNAMIC
SPACE





SL-3025 | RETRO WOOD




MAGNIFIC ENCE THAT FASCIN ATES

ACHIEVE A SEAMLESS BLEND OF STYLE
AND FUNCTION FOR A TRULY DYNAMIC
SPACE




SL-3013 | SEPAL WOOD



SL-3015 | NIGHT WOOD

SPLENDOUR THAT ATTRACTS


SOOTHING AND SUBTLE, EACH
DESIGN IS AN EXEMPLARY
ART OF AESTHETIC
INNOVATION



SL-3009 | CLASSIC WOOD



SL-02 | DARK WOOD



SL-14 | LIGHT WOOD



LATEST COLLECTION 19-20



SL-3021 | CREAMA WOOD



SL-3023 | MIST WOOD



SL-3032 | FINE WOOD

EMBRACE THE GLORIOUS

EXPERIENCE THE DEPTH
AND DIMENSION
THAT INVITES YOU
TO TOUCH





ALLURING TEXTURES THAT FASCINATE

CREATE A SPACE WITH ELEMENTS THAT WORK TOGETHER IN PERFECT BANCE



SL-6006 | BROWN MARBLE



SL-6007 | WHITE MIST MARBLE



SL-6010 | AQUA GREEN MARBLE



SL-3034 | MAHOGANY WOOD

THE
PLEASURE
OF SNAZZY

UNLESS THE BEAUTY OF
DECORATIVE LAMINATES FOR
INSPIRED INTERIORS



SL-3035 | KRYSTA WOOD



SL-3029 | TEAK WOOD



SL-3031 | STRIPPLED WOOD



SL-3020 | AFRICAN WOOD


EFFICACIOUS IN EVERY WAY

DISCOVER THE VERSATILITY OF
LAMINATES FOR STUNNING
DECOR SOLUTIONS



SL-3026 | EUROPEAN WOOD





GLAMOUR THAT CAPTIVATES

ENHANCE YOUR DECOR WITH STRIKING LAMINATES FOR FRESH LOOK



SL-3003 | DOUSSIE WOOD




SL-3036 | MAYA WOOD



SL-3024 | MIST DARK WOOD

INSPIRING FORMS OF ETERNAL

GRACE AT ITS BEST, SPACES
LIKE NEVER BEFORE ONLY
WITH SPARROW



SL-3039 | WALNUT VEIL

SL-3040 | RUSTIC TEAKWOOD

LATEST COLLECTION 31-32



SL-4007 | COPPER





SL-4006 | METALLIC BROWN



SL-4008 | GOLD

ELEGANCE THAT ENTICES

THE PERFECT DESIGN
COMPANION, EXPLORE
ENDLESS POSSIBILITIES





FABULOUS DESIGN TO ADORN

CREATE AN ENCHANTING
ATMOSPHERE ELEVATE AMBIANCE
WITH EXQUISITE LAMINATES



SL-4009 | NATURAL



SL-4010 | METALLIC GREY




SL-4006 | METALLIC BROWN

LATEST COLLECTION 35-36



SL-5009 | HEXA METALLICA



SL-5011 | WHITE LEAF



SL-5012 | BLACK LEAF

SPIRITED IN EVERY STYLE


TRANSFORM YOUR
SURROUNDINGS, INFUSE
ELEGANCE AND WARMTH





BEAUTIFUL IN EVERY AVATAR

REDEFINE YOUR SPACE WITH
LAMINATES DESIGNED FOR
TRANQUIL AMBIANCE




SL-4009 | PEARL GREY WOOD




SL-5004 | OCEAN BLUE WOOD




SL-5010 | MYSTIC GREY WOOD




SHREEHARI
EXPORT HOUSE



EDGE
BENDING




1.5 MM
THICKNESS




100%


ORIGINAL
PURE ACRYLIC



ANTI YELLOW
PROTECT FROM
SUNLIGHT




WATER
RESISTANCE




ANTI
FINGER

DESIGNER




SL-5005 | REGAL WOOD




SL-5001 | DEEP BLUE WOOD

CHARISMATIC
IN EVEY
SHAPE

SET THE PERFECT AMBIANCE
WITH STYLISH LAMINATES FOR
MEMORABLE SPACES






LATEST COLLECTION39-40



IMPRESSIVE IN EVERY DESIGN

ENHANCE AMBIANCE WITH
LAMINATES THAT RADIATE
CHARM AND SOPHISTICATION




SL-5008 | MIGHTY WAVES




SL-5006 | JEANS FABRIC



SL-5007 | BROWN FABRIC




SL-1007 | SPARKLING BRIGHT WHITE




SL-1008 | SPARKLING IVORY

ENIGMATIC GRACE THAT CAPTIVATES


IMMERSE YOURSELF IN A
SENSATIONAL AMBIANCE WITH
STRIKING LAMINATES



SL-1010 | SPARKLING ORANGE




SL-1011 | SPARKLING SILVER



SL-1012 | SPARKLING MEGENTA




SL-1013 | SPARKLING GOLD






NEW LOOK IS HERE

EMBRACE LUXURY AND SOPHISTICATION WITH SPECTACULAR DESIGNS




SL-1001 | SPARKLING RED



SL-1002 | SPARKLING BLUE



SL-1003 | SPARKLING BLACK





SL-1004 | SPARKLING BEIGE



SL-1005 | SPARKLING BROWN



SL-1006 | SPARKLING PINK




SL-1014 | SPARKLING
OFF WHITE




SL-1015 | SPARKLING
SLATE GREY



SL-1015 | SPARKLING
ROYAL WHITE



SL-1015 | SPARKLING
COSMOS PINK




SL-1018 | PISTA SPARKLE



SL-1020 | MISTY TAUPE



SL-1021 | TEAL TIDE



SL-1022 | OCEAN DUSK



SL-1023 | MINT ICE



SL-1019 | EVERGREEN
MIST


SPARKLE



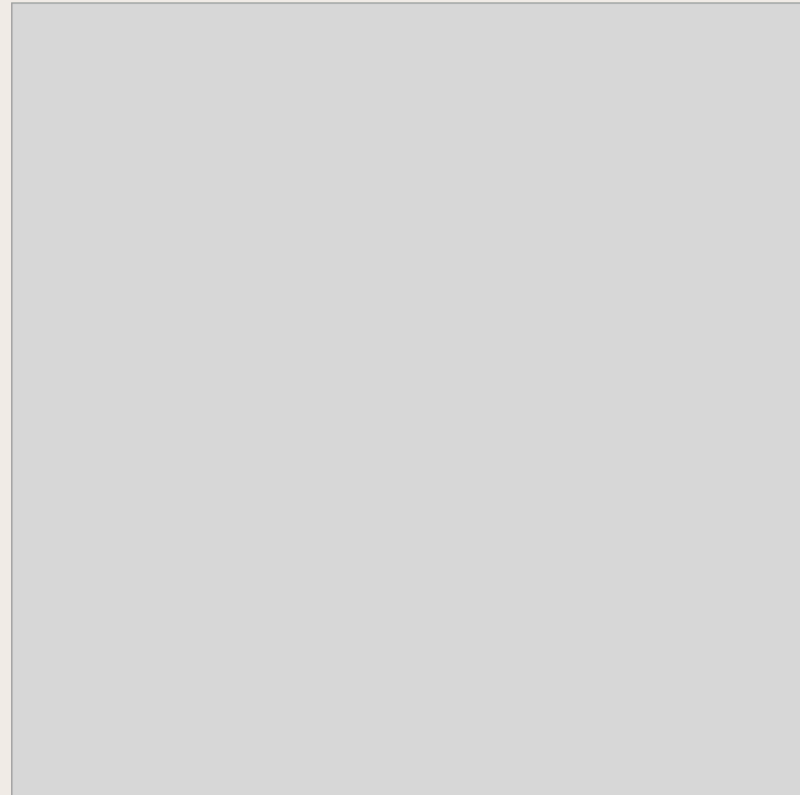
CLASSIC CHARM NEEDS MODERN FLAIR

EXPERIENCE THE BEAUTY AND
DURABILITY OF LIFESTYLE
ENHANCING LAMINATES

HIGH GLOSS



SL-2001 | MILKY WHITE




SL-2015 | LIGHT GREY



CUSTOMIZE ELEGANCE FOR UNIQUE INTERIOR

CRAFT LIFESTYLE OF LUXURY
AND COMFORT WITH PREMIUM
LAMINATES



SL-2014 | SILK WHITE



SL-2013 | COOL GREY



SL-2004 | DARK GREY



SL-2005 | PINK

HIGH GLOSS



SPARK IMAGINIA TION

EXQUISITE STYLE. COMPULSIVE
CHARM AND MUCH MORE,
FOUND ONLY HERE




SL-2011 | SKY BLUE



SL-2007 | GOLD



SL-2008 | MYSTIC RED




SL-2002 | BRIGHT YELLOW




SL-2003 | BLACK



SL-2009 | LIGHT GREEN




SL-2010 | CREAM

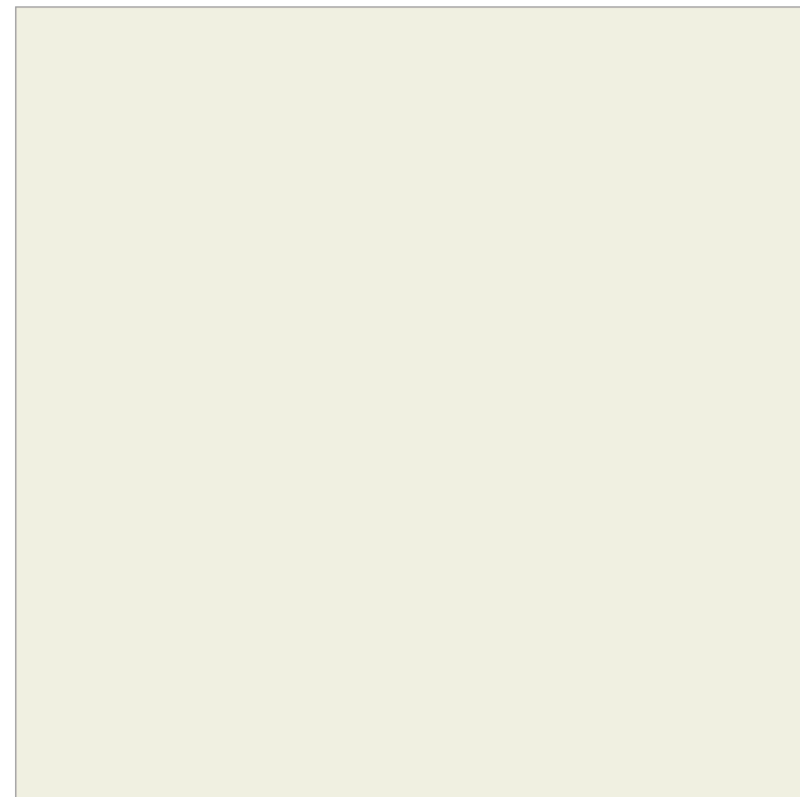


SL-2001 | MILKY WHITE

SOFT TOUCH




SL-01 | MILKY WHITE



SL-03 | OFF WHITE



SL-04 | MYSTIC RED



SL-05 | LIGHT YELLOW



SL-06 | STARLINE BLUE




SL-07 | OCEAN BLUE




NATURE'S BEAUTY CAATURE

PLUSH TEXTURES THAT GIVE
YOUR SPACE THE DEPTH OF
FABULOUSNESS AND WONDER







SHREEHARI
EXPORT HOUSE



EDGE
BENDING




1.5 MM
THICKNESS




100%


ORIGINAL
PURE ACRYLIC



ANTI YELLOW
PROTECT FROM
SUNLIGHT




WATER
RESISTANCE




ANTI
FINGER


SL-08 | PISTA



SL-09 | SLATE GREY



SL-10 | MARINE GREEN




SL-11 | BABY PINK




THE
BEAUTY OF
SIMPLY CITY


EXPERIENCE THE MAGIC OF
LAMINATES FOR STYLISH AND
FUNCTIONAL SPACES



SL-12 | SKY BLUE



SL-13 | GOLDEN ORANGE





LATEST COLLECTION55-56

SOFT TOUCH

Corporate Office
201, Nilkanth Plaza, Mahendranagar,
Morbi – 363642, Gujarat

Marketing Office
1230, Money Plant High Street, Gota,
Ahmedabad – 382470, Gujarat

Branches
India, USA, Canada, Europe, Africa,
Dubai

export@shreehariexporthouse.com

www.shreehariexporthouse.com

TECHNICAL



SPECIFICATION	
Product Thickness :	1.25 MM (±10%)
Standard Size :	8 Ft x 4 Ft

PRODUCT TOLERANCE	
Thickness :	±0.05 MM
Squareness :	0.5% of Length & Width
Size :	±0.01%

* Batch wise color may vary. To ensure color consistency, the total project requirement should be placed in one order.

OTHER TECHNICAL DETAILS	
Range :	These Laminates comes in a wide range of designs, colors & finishes.
Adhesive :	These Laminates are easy to apply with the laminating system, including most of the conventional adhesives normally used with plastic laminates such as many water based and solvent based like fevicol pro-bond. We do not recommend the use of heat activated adhesives. We do not recommend any kind of coat like PU base melamine, lamination (WAX) on our product. These products are manufactured from natural resources. Therefore this application will spoil the originality and natural beauty of the laminate sheet.
Cutting & Machining :	These Laminates can be cut, routed and drilled, with the most standard wood working tools or equipments. All blades must be sharp. To remove any burr that may occur in the cutting processes, we recommend the use of smooth file to feather all corner edges.
Bending & Forming :	These Laminates can be bend and all radius bending should be handled in the same manner as all grades of non post forming decorative laminates. Kindly use special blades to bend the sheets at 90 degree. For any difficulties please contact SPARROW WOODPLAST LLP.
Maintenance :	Any cleaning agent containing, Alkalis or abrasive should not be used to clean the laminate. Exposure to sunlight should be avoided.

Important Note : Kindly remove the protective film within 5 days from the date of Installation.

90 Bendable

Non Toxic

Color Core

Fire Retardant

Water Proof

Anti Termite

Anti Borer

Eco Friendly

Enigma is the new elegant.
bring in these to witness the
show of brilliance.

